


FENICE PLUS 11

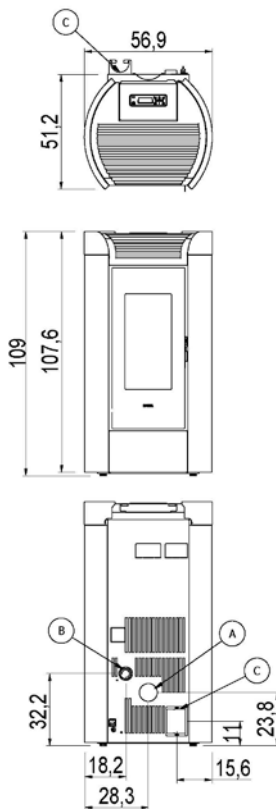
PELLET AIR PLUS - Pellet stoves

CADEL

Certificate model name : FENICE PLUS 11 T1



Nominal power	kW	10,5
Reduced power	kW	3
Introduced thermal power (max)	kW	12
Nominal water useful power	kW	-
Reduced water useful power	kW	-
Seasonal energy efficiency	ηs [%]	84
Nominal efficiency	%	88
Reduced efficiency	%	90
Heating volume (min-max)	m³	84 - 294
Nominal CO at 13% O ₂	%	0,013
Reduced CO at 13% O ₂	%	0,018
Emissions CO (13% O ₂) (min-max)	mg/Nm³	230 - 159
Emissions OGC (13% O ₂) (min-max)	mg/Nm³	5 - 5
Emissions NOX (13% O ₂) (min-max)	mg/Nm³	130 - 100
Dust content at 13% O ₂ (min-max)	mg/Nm³	20 - 15
Boiler capacity (H ₂ O)	l	-
Hopper capacity	kg	20
Combustible		Pellet ø6
Hourly consumption (min-max)	kg/h	0,7 - 2,5
Autonomy (min-max)	h	29 - 8
Ignition electrical absorption (max)	W	340
Operating electrical absorption (max)	W	120
Supply and frequency	V - Hz	230 - 50
Chimney flue depression	Pa	12
Mass of smoke (min-max)	g/sec	4 - 8
Exhaust fumes temperature (max)	°C	200
Net weight	kg	133
Gross weight	kg	143
Exhaust fumes (A)	Ø mm	80
Hole combustion air inlet (B)	Ø mm	60
Ducting outlet (C)	Ø mm	80
Ducting capability up to	m	6



MATCH

7022061		White - gold steel	EAN 8053859015383
7022062		Titanium - anthracite steel	EAN 8053859015390
7022063		Anthracite - titanium steel	EAN 8053859015406

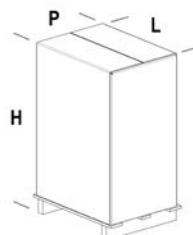
OPTIONAL :

5022002	Upper + concentric exhaust kit	EAN 8053859015543
5020003	Upper ducting kit	EAN 8053859012573

PLUS

	Cast iron burning pot		Sealed chamber		Ducting with 1 independent motor
	Integrated Wi - Fi		Connection to the room thermostat		Comfort mode
	Back exhaust		Bluetooth		Cast iron door
	Daily weekly programming		Concentric flue kit (optional)		Cast iron inner
	Go fast - faster pellet ignition		Upper exhaust (optional)		Flexibility of installation

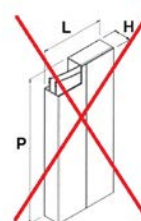
STOVE PACKING



L (cm)	H (cm)	P (cm)
79	126.3	67

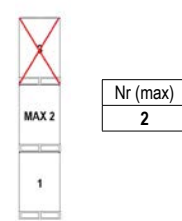
VOLUME (m³)
0.67

LINING PACKING



	L (cm)	H (cm)	P (cm)

STOCKING



TRANSPORT

